

INTERNAL QUALITY REPORT

Project title	Development of master curricula for natural disasters risk management in Western Balkan countries
Project acronym	NatRisk
Project reference number	573806-EPP-1-2016-1-RS-EPPKA2-CBHE-JP
Coordinator	University of Nis
Project start date	October 15, 2016
Project duration	36 months

Project number: 573806-EPP-1-2016-1-RS-EPPKA2-CBHE-JP

"This project has been funded with support from the European Commission. This publication reflects the views only of the author, and the Commission cannot be held responsible for any use which may be made of the information contained therein"

Responses and overall summary

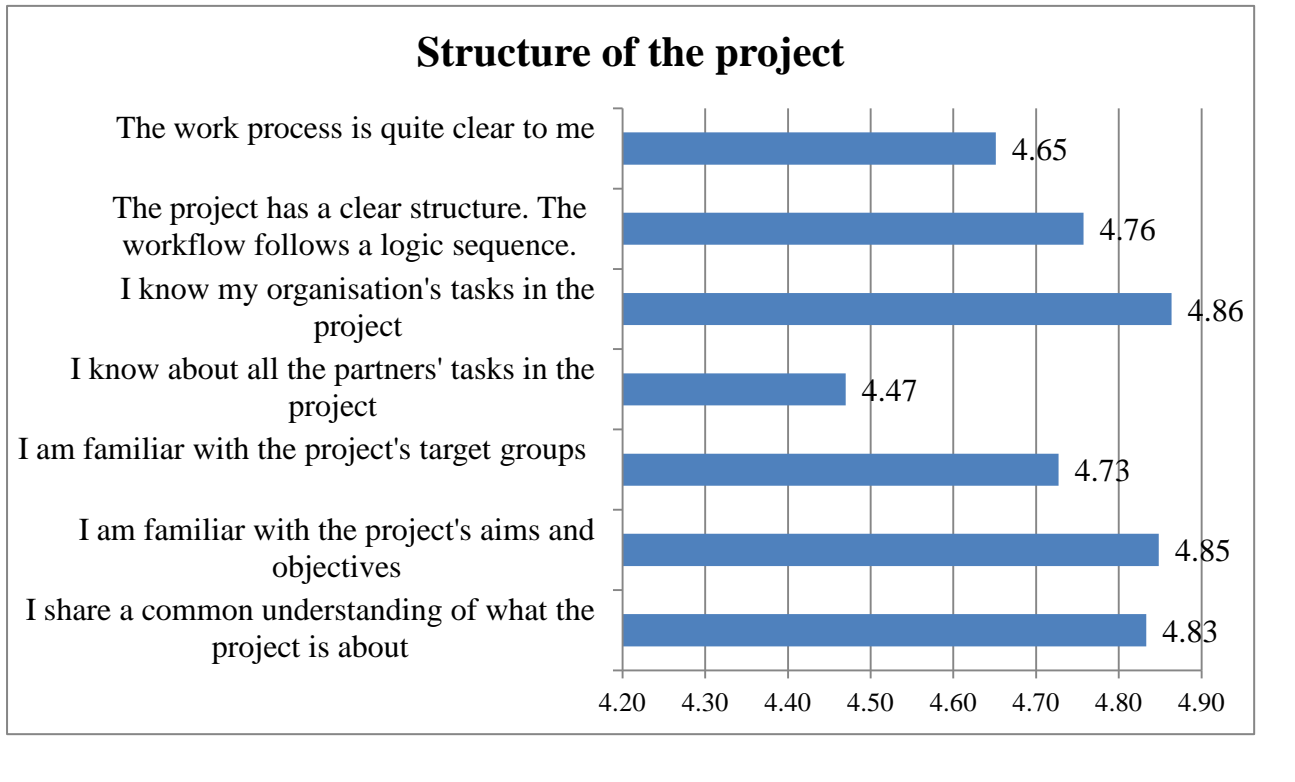
Number of responses	66
Overall discussion of results of the Internal Quality Review:	
<p>In general, few significant issues were raised about the Internal quality of the project as can be seen by the positive scores below provided by partners. The one area which showed lower scores than would be desirable is in relation to the Special Mobility Strand. An average score of 3.71 was achieved in response to the question of 'Your participation in Special Mobility Strand', although this still means that it was generally Good to Very Good, 5 respondents also rated this as poor. This might be related to the fact that the values related to the related questions of 'I am well informed about Special Mobility Strand' (4.39) and 'Special Mobility Strand activities are well planned' (4.27) scored lower than other questions. To some extent these concerns were tackled already in the meeting in Messina in September 2017 as a specific session was held about the Special Mobility Strand and each partner has been required to nominate a person in charge of realising these activities and a person in charge of the administration. Progress and understanding of these elements will be observed in coming months.</p>	

Evaluation details

Structure of the project

Description						
<p>The general opinion is that the structure of the project is working well with the majority of the respondents scoring these questions Excellent or Very Good. Comparatively to the other questions, the question 'I know about all the partners' tasks in the project' scored lower than the others which may indicate that more information needs to be provided to partners about others' work or partners encouraged to engage with understanding tasks that they are not directly involved in.</p>						
Table(s)/Figure(s)						
<p>The scores considering the structure of the project in percentages are presented in the following table and graphs:</p>						
Grading	Poor	OK	Good	Very Good	Excellent	
I share a common understanding of what the project is about	0	0	2	14	85	
I am familiar with the project's aims and objectives	0	0	0	15	85	
I am familiar with the project's target groups	0	0	5	18	77	
I know about all the partners' tasks in the project	0	2	11	27	61	

I know my organisation's tasks in the project	0	0	0	14	86
The project has a clear structure. The workflow follows a logic sequence.	0	0	3	18	79
The work process is quite clear to me	0	0	3	29	68



Implementation of the project activities

Description

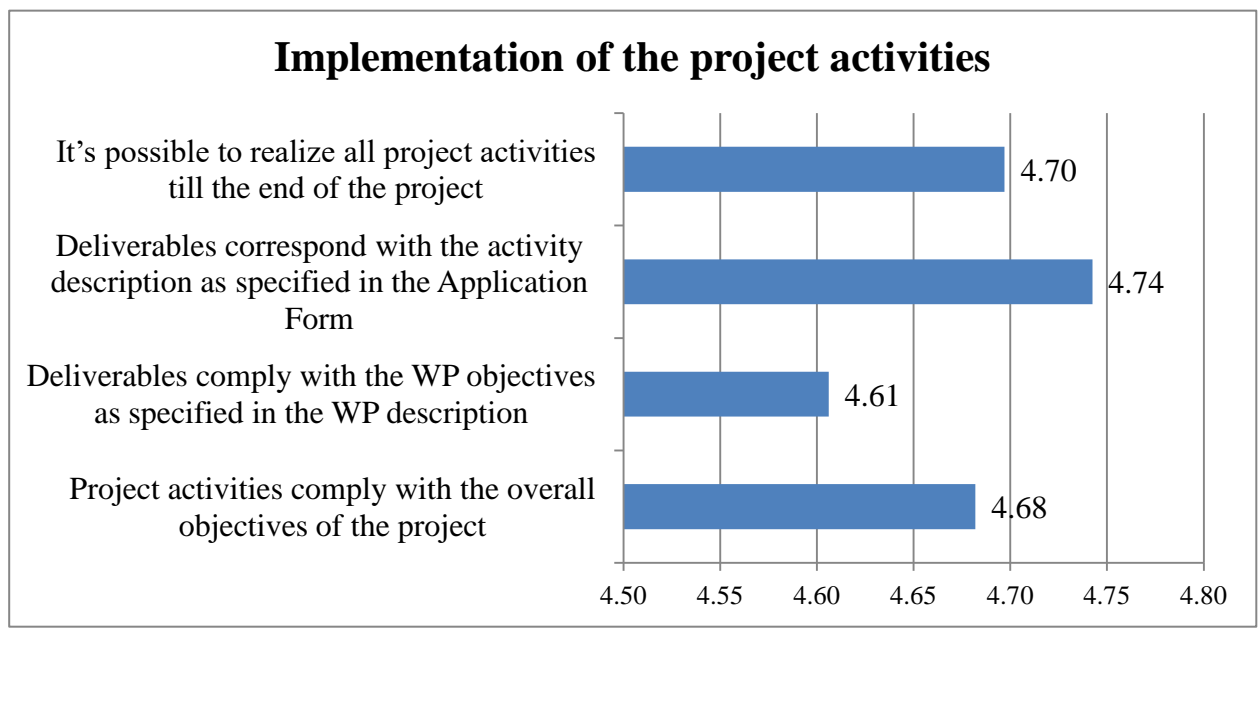
Most partners report that the implementation of the project is well designed and going well with high percentages in Very Good and Excellent categories. A couple of respondents appear to be concerned about the realisation of the objectives so this will be followed up at the next meeting to see what the concerns are.

Table(s)/Figure(s)

The implementation of the project activities in percentages is presented in the following table:

Grading	Poor	OK	Good	Very Good	Excellent
Project activities comply with the overall objectives of the project	0	0	2	29	70

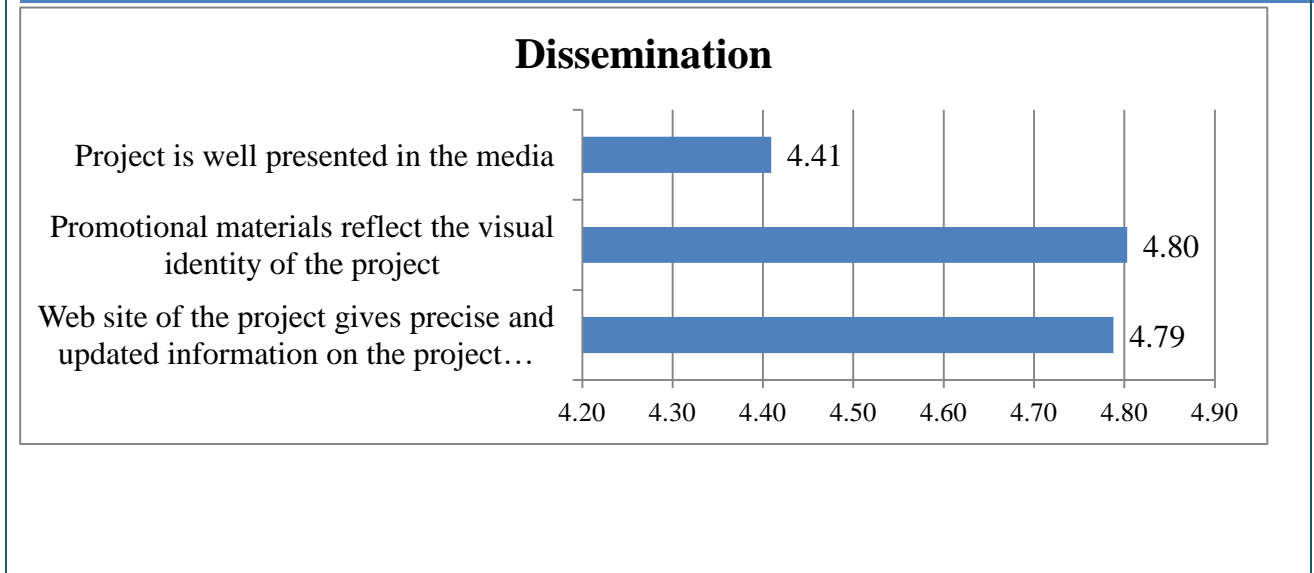
Deliverables comply with the WP objectives as specified in the WP description	0	0	2	36	62
Deliverables correspond with the activity description as specified in the Application Form	0	0	2	23	76
It's possible to realize all project activities till the end of the project	0	2	5	17	77



Dissemination

Description					
All responses are within the categories Good, Very Good and Excellent and so there are few reported concerns with dissemination.					
Table(s)/Figure(s)					
The results from Dissemination of the project in percentages is presented in the following table:					
Grading	Poor	OK	Good	Very Good	Excellent
Web site of the project gives precise and updated information on the project objectives and activities	0	0	3	15	82

Promotional materials reflect the visual identity of the project	0	0	0	20	80
Project is well presented in the media	0	0	15	29	56

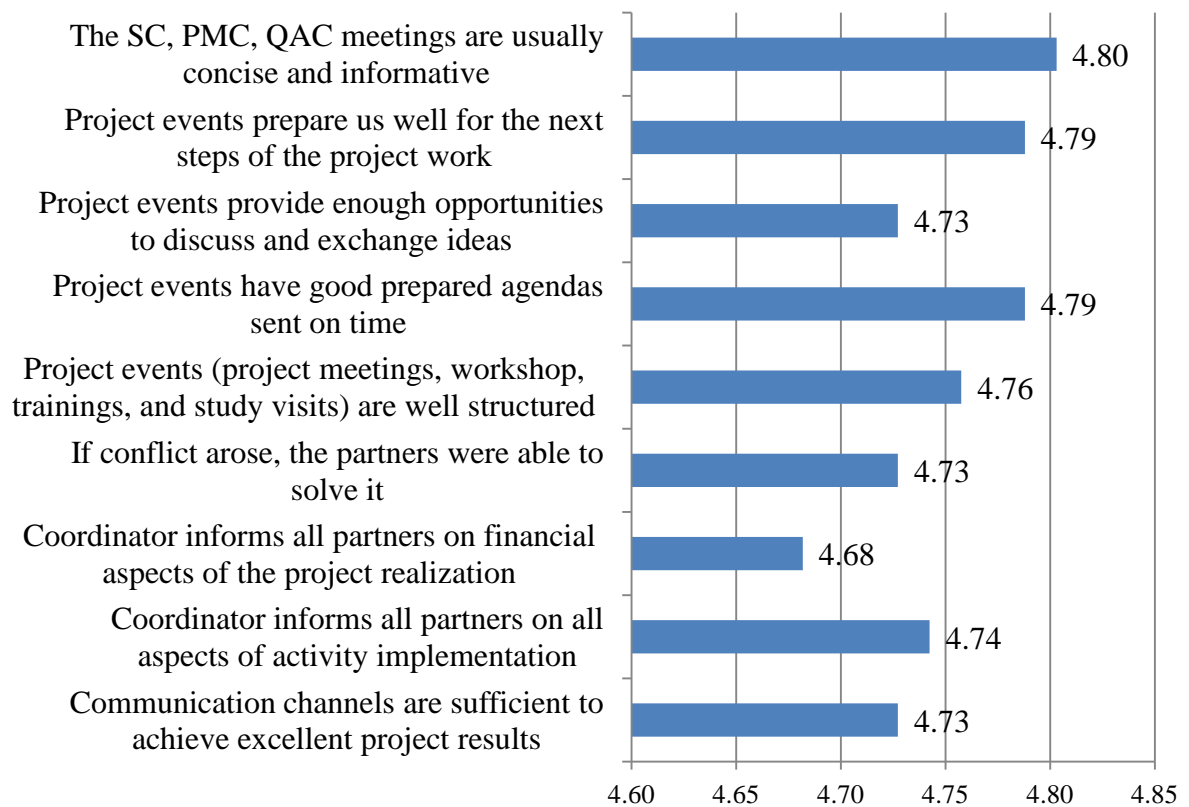


Management of the project

Description					
All except two responses are in the top three categories with the majority of respondents scoring all categories Very Good or Excellent. Two respondents highlighted there was not sufficient time to discuss all issues at meetings. However, there are few internal quality issues to raise with management.					
Table(s)/Figure(s)					
The results from Management of the project in percentages is presented in the following table:					
Grading	Poor	OK	Good	Very Good	Excellent
Communication channels are sufficient to achieve excellent project results	0	0	2	24	74
Coordinator informs all partners on all aspects of activity implementation	0	0	0	26	74
Coordinator informs all partners on financial aspects of the project realization	0	0	2	29	70
If conflict arose, the	0	0	3	21	76

partners were able to solve it					
Project events (project meetings, workshop, trainings, and study visits) are well structured	0	0	3	18	79
Project events have good prepared agendas sent on time	0	0	6	9	85
Project events provide enough opportunities to discuss and exchange ideas	0	2	0	23	76
Project events prepare us well for the next steps of the project work	0	0	3	15	82
The SC, PMC, QAC meetings are usually concise and informative	0	0	2	17	82

Management of the project



Partnership

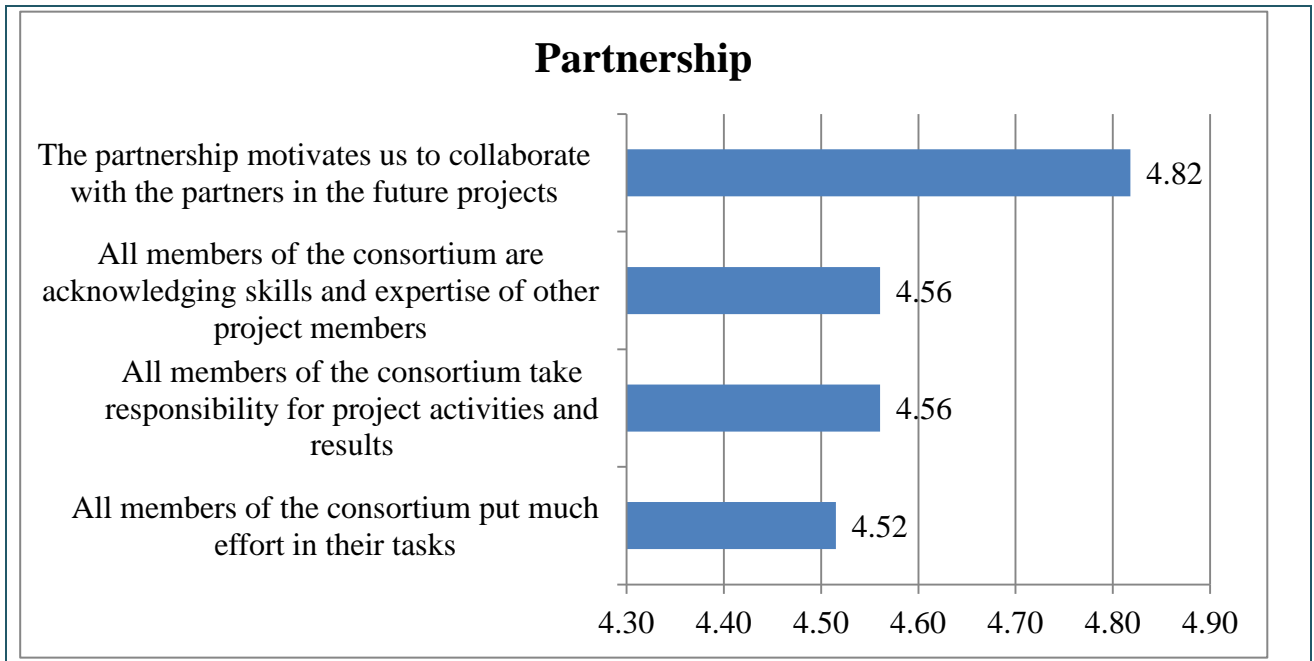
Description

Similar to the previous categories discussed the average scores for these categories are all above 4.5, highlighting a broad satisfaction within the project. All scores are above the OK category, but the scores are slightly lower than other categories, thus suggesting that we might observe whether all are happy with the balance of effort on the project. However, there is no cause for concern at this stage.

Table(s)/Figure(s)

The results from Partnership in percentages is presented in the following table:

Grading	Poor	OK	Good	Very Good	Excellent
All members of the consortium put much effort in their tasks	0	2	6	32	61
All members of the consortium take responsibility for project activities and results	0	2	5	30	64
All members of the consortium are acknowledging skills and expertise of other project members	0	2	5	30	64
The partnership motivates us to collaborate with the partners in the future projects	0	2	2	11	86



Exploitation

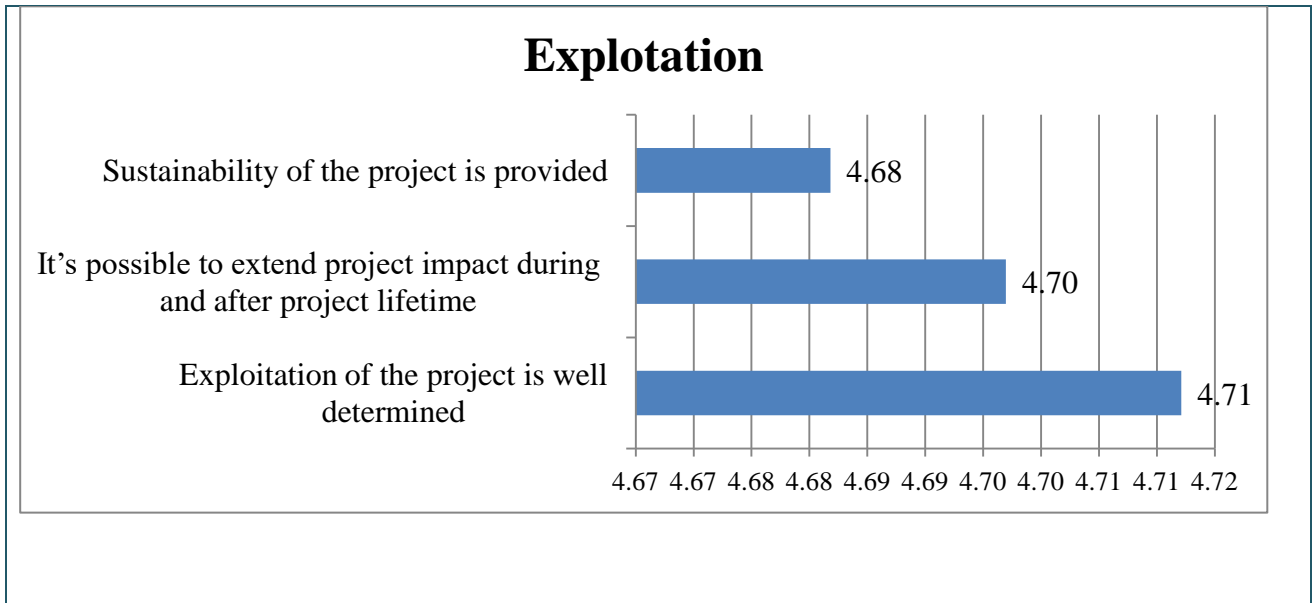
Description

There are few issues with Exploitation and partners scored this category very highly.

Table(s)/Figure(s)

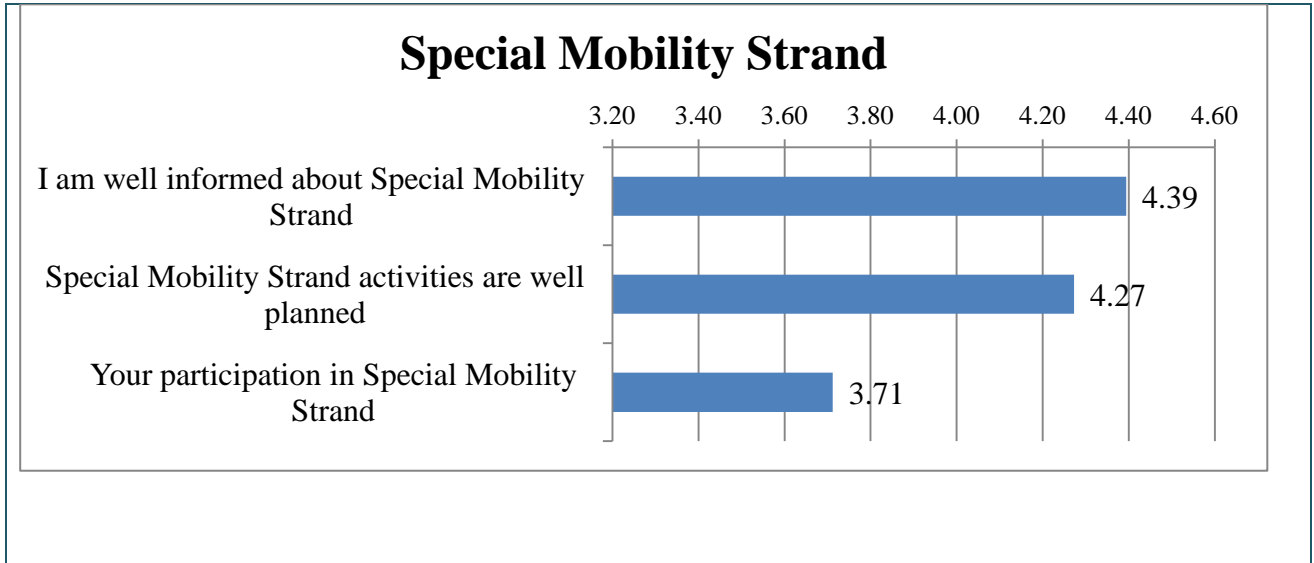
The results from Exploitation in percentages is presented in the following table:

Grading	Poor	OK	Good	Very Good	Excellent
Exploitation of the project is well determined	0	0	0	29	71
It's possible to extend project impact during and after project lifetime	0	0	3	24	73
Sustainability of the project is provided	0	0	0	32	68



Special Mobility Strand implementation

Description					
Of all the categories, this is the one that scored the lowest and needs the most attention within the project. Although the scores were relatively high, higher numbers of partners showed concern about this element with 5 respondents suggesting that their 'Participation in the Special Mobility Strand' was poor. This might be related to the slightly lower scores for the other two questions highlighting that they were not as informed as they might be and that additional planning of the activities was required. This issue was a key discussion point at the Messina meeting.					
Table(s)/Figure(s)					
The results from Special Mobility Strand implementation in percentages is presented in the following table:					
Grading	Poor	OK	Good	Very Good	Excellent
I am well informed about Special Mobility Strand	0	5	11	26	59
Special Mobility Strand activities are well planned	0	5	9	41	45
Your participation in Special Mobility Strand	5	8	21	45	21



Date

30 Sept 2017

Signature

Sally Priest